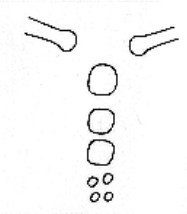
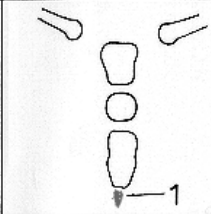
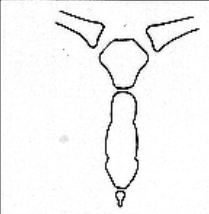
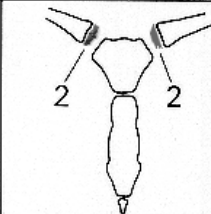
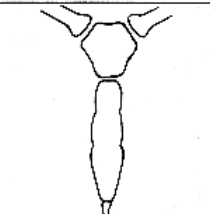
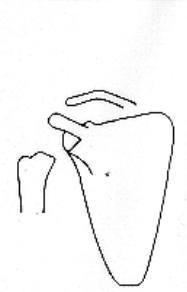
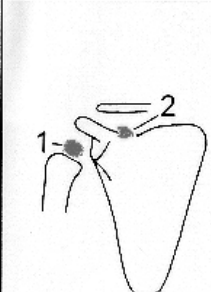
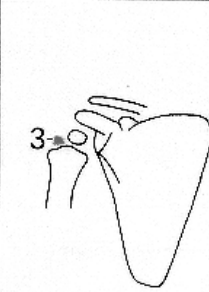

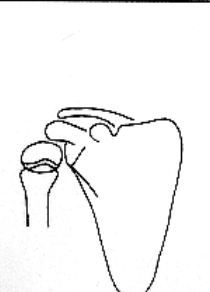
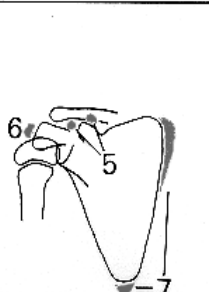
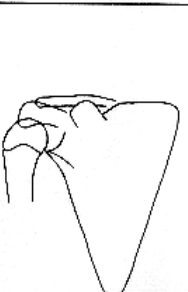
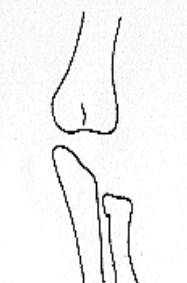
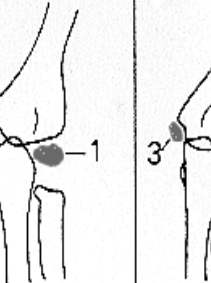
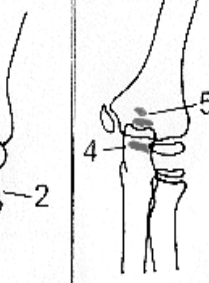
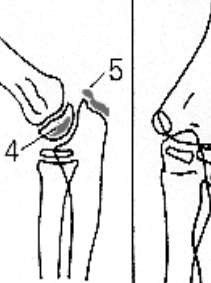
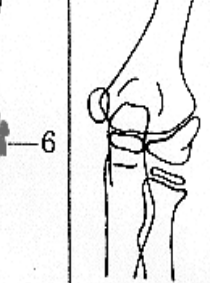
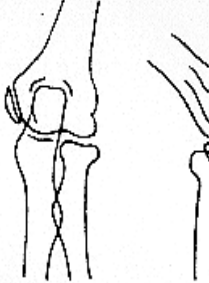
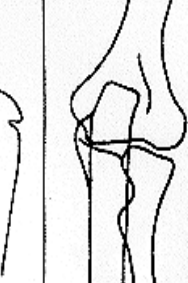


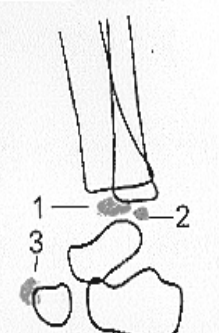
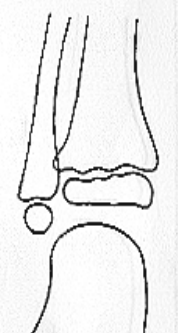
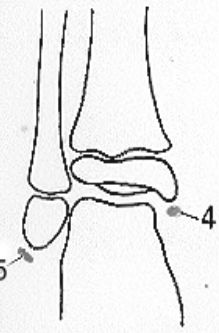
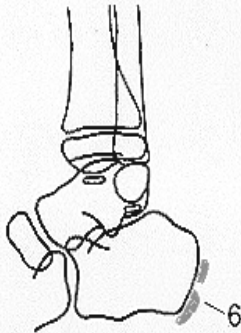
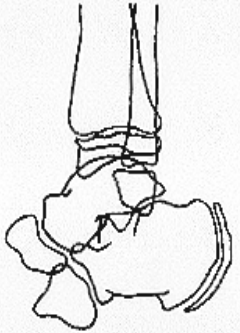



Brustbein 1 Proc.xyphoideus (3.-6.J) 2 Claviculaapophyse (16.-21.J)	Neugeboren	4 Jahre	16 Jahre	20 Jahre	25 Jahre			
								
Schulter 1 Caput humeri 2 Proc.coracoideus 3 Tub.majus 4 Tub.minus 5 6 7 Scapulaapophyse	Neugeboren	4 Monate	1 Jahr	2 Jahre	6 Jahre	14 Jahre	20 Jahre	
								
Ellbogengelenk 1 Capitulum humeri 2 Caput radii 3 Epicond. ulnaris 4 Trochlea 5 Olecranon 6 Epicond. radialis	Neugeboren	1 Jahr	6 Jahre	10 Jahre	13 Jahre	14 Jahre	16 Jahre	19 Jahre
								

Hand	Neugeboren	4 Monate	1 Jahr	2 Jahre	3 Jahre	4 Jahre
	1 Os capitatum 2 Os hamatum 3 Radiusepiphyse 4 Grundphalepiphyse 5 Os metacarp.epiphy 6 Mittelphala.epiphyse 7 Endphalanxepiphyse 8 Os triquetrum 9 Os lunatum 10 Os trapezium 11 Os trapezoideum 12 Os naviculare 13 Ulnaepiphyse 14 Os pisiforme 15 Sesambein Dig I					
	6 Jahre	8 Jahre	11 Jahre	14 Jahre	15 Jahre	17 Jahre

Beckengürtel 1 Caput femoris (3.-6.Mo) 2 Troch major 3 Troch minor 4 Os acetabuli (11.-17.J) 5 Beckenkammapophyse 6 Tuber ischiadicum Apophyse (14.-18.J) 7 Symphysenapophyse 8 Os ischium (ab 13.J) 9 Sp.iliaca ant.inf.(12.-16.J)	Neugeboren	6 Monate	2 Jahre	4 Jahre	9 Jahre	12 Jahre	16 Jahre	20 Jahre
Kniegelenk 1 Patella (bis 5.J) 2 Prox. Fibulaepiphyse 3 Apex patellae 4 ApophyseTuberositas (11.-16.J) 5 Fabella (inkonstant)	Neugeboren	3 Jahre	8 Jahre	12 Jahre	14 Jahre	18 Jahre		

Sprunggelenk	Neugeboren	1 Jahr	3 Jahre	8 Jahre	10 Jahre	14 Jahre	18 Jahre
<p>1 Distale Tibiaepiphyse (ab 8. Mo)</p> <p>2 Dist.Fibulaepiphyse</p> <p>3 Os cuneiforme III</p> <p>4 Apophyse Malleolus medialis (inkonstant)</p> <p>5 Apophyse Malleolus lateralis (inkonstant)</p> <p>6 Calcaneusapophyse (6.-10. J)</p>							
Fuss	Neugeboren	9 Monate	2 Jahre	6 Jahre	13 Jahre	15 Jahre	18 Jahre
<p>1 Os cuneiforme III (ab 6.Mo)</p> <p>2 Naviculare (bis 5.J)</p> <p>3 Os cuneiforme I</p> <p>4 Os cuneiforme II</p> <p>5 Epiphysen der MT</p> <p>6 Epiphyse Endphalanx I</p> <p>7 Epiphyse Grundphala.</p> <p>8 Epiphyse Mittelphalanx</p> <p>9 Apophyse Tuber calca.</p> <p>10 Endphalanx II-V</p> <p>11 Apophyse der Trochlea peronealis</p> <p>12 Apophyse MT V</p> <p>13 Sesambeine</p>	